


### Before PowerXpress


- Multiple Connections may cause poor connections, communication errors, and wastes set up time.
- Typical Connections include:
  - Power Supply
  - Modem
  - Multimeter
  - HART Load Resistor




### After PowerXpress

- Keep it **Simple** and **Quick!**
- One simple, reliable and quick connection to a HART device gets you going **FAST!**
- Power supply, Modem, Hart Load resistor, and Multimeter are all quickly and reliably connected.
- And it provides portable power too!

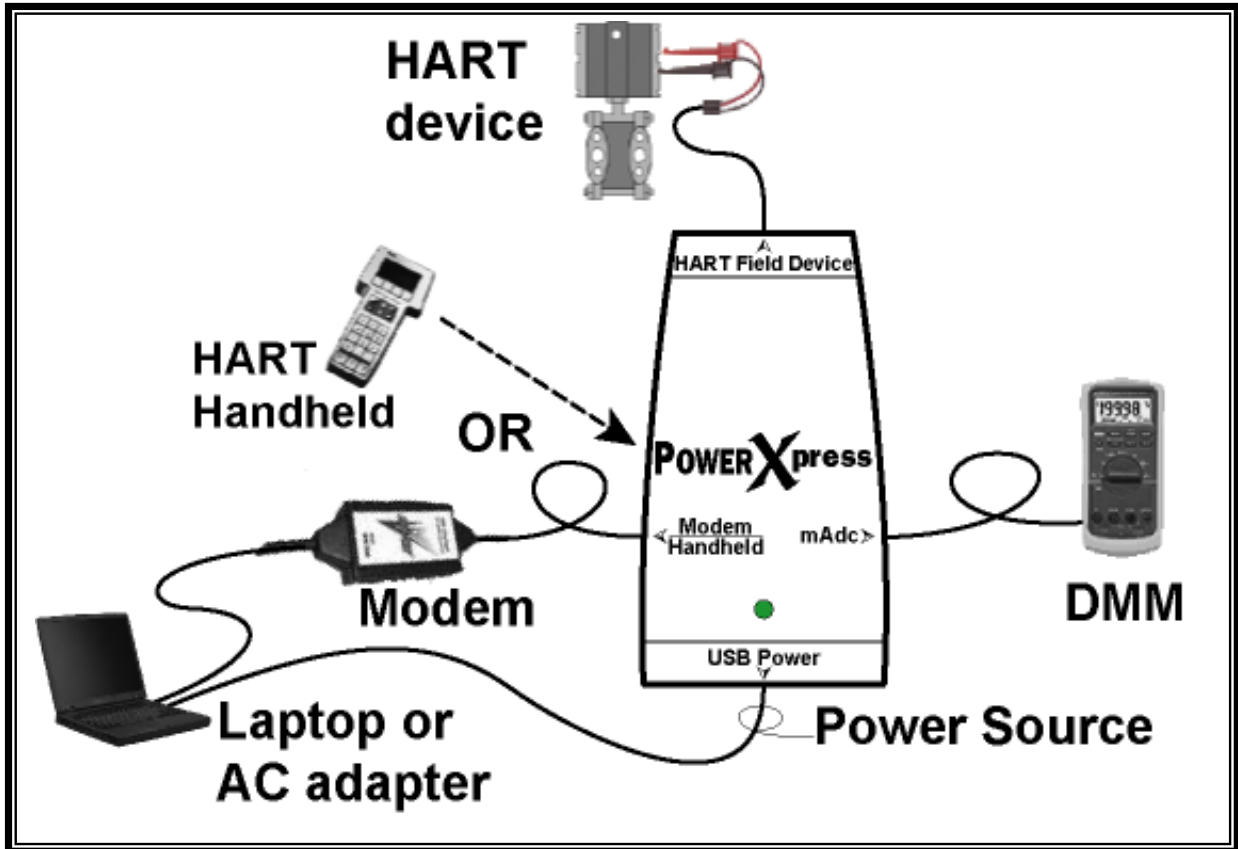
**Does Your Workbench Look Like This?**



**Notice the dropping resistor connections below!**



**There is a better way – the PowerXpress!**



**The PowerXpress Solution!**

**678-637-9062**

[info@PowerXpressSolutions.com](mailto:info@PowerXpressSolutions.com)